

SIMPLY CHRISTMAS

Get
baking

USE THE
TEMPLATES
TO MAKE THIS
HOUSE!



TEMPLATES




PRINT AT 100% SIZE

Use these templates to cut the shapes required to make a gingerbread house. See pages 60-61 of *Simply Christmas 2020* magazine for assembly instructions. Buy the print issue to get the cookie cutter set: <http://bit.ly/simplyxmas2020>. For more festive ideas, find us on Facebook at www.facebook.com/simplychristmasmag

**PRINT
AT 100%**

When printed at
the correct size, this
box will measure
1in / 26mm square

ROOF - CUT TWO




**PRINT
AT 100%**

When printed at
the correct size, this
box will measure
1in / 26mm square

SUGGESTIONS FOR ICING




SIDE WALLS - CUT TWO




**PRINT
AT 100%**

When printed at
the correct size, this
box will measure
1in / 26mm square

END WALLS - CUT TWO



**SUGGESTED DESIGN FOR
EMBOSSING OR ICING**



MINI SHAPES

