


Easy rider



Take your stitching on a road trip as you bring to life these magnificent modes of transport! Designed by Jane Prutton

Ditch the car and enjoy the invigorating rush of the wind in your hair as you take to the road on two wheels rather than four! This colourful quartet of cards celebrating bicycles, motorbikes and scooters will appeal to anyone who never feels happier than when they're enjoying the great outdoors. Jane has given her designs a contemporary photographic quality by focusing on just a part of the vehicle in each snapshot,

Need to know

Stitch Time
6 hours each (approx)
Stitch Types
Whole cross stitch,
backstitch

so we think they'll appeal to keen photographers too! Worked in whole stitches and backstitch only, you'll whizz through them in no time. Ready, steady, go! ●

ShoppingList...

Threads - Stranded cotton as listed in the key

Needle - Size 24 tapestry needle

Fabric - Zweigart 14-count white aida measuring 15x15cm (6x6in) for each design. To buy, visit www.sewandso.co.uk or call ☎ 0800 013 0150

Extras - Square Single Fold Cards in Creative Smooth White (SF06U-30) from www.craftcreations.com or call ☎ 01992 781 900. Backing paper of your choice



Sarah Says...



I love getting on my bike and heading out into the countryside at weekends, so these cool

cards are simply perfect for me and my cycling buddies.

Sarah Heys, Charting Editor, Cross Stitch Crazy

Bike cards

✦ Cross stitch in two strands

	DMC	Anchor	Madeira
∩	blanc	2	2402
∇	166	279	1611
■	317	400	1714
⌘	318	399	1801
♥	321	9046	510
♡	349	1098	212
—	415	398	1802
∇	581	280	1609
●	720	326	309
b	721	324	308
c	3756	1037	2504
■	3799	236	1713
I	3819	278	1610
e	3844	1089	1102
§	3845	433	1103
e	3846	1090	1105

✦ Backstitch in one strand

—	317	400	1714
—	3799	236	1713



✦ French knots in one strand

●	3799	236	1713
---	------	-----	------

✦ Whole stitches only

Max. stitch count 56 (h) x 59 (w)
Design area on 14-count fabric
10x11cm (4x4 1/4in)

Stitched by Sharon Cooper



Crazy tip
Change the colours to match your recipient's bike for a more personal touch

