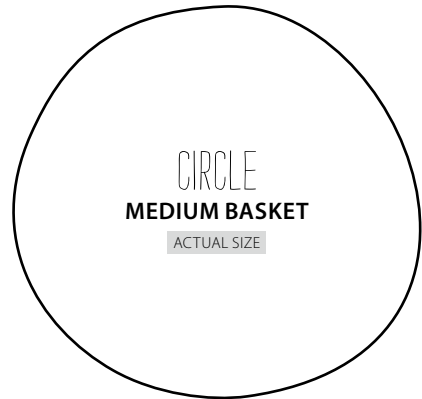
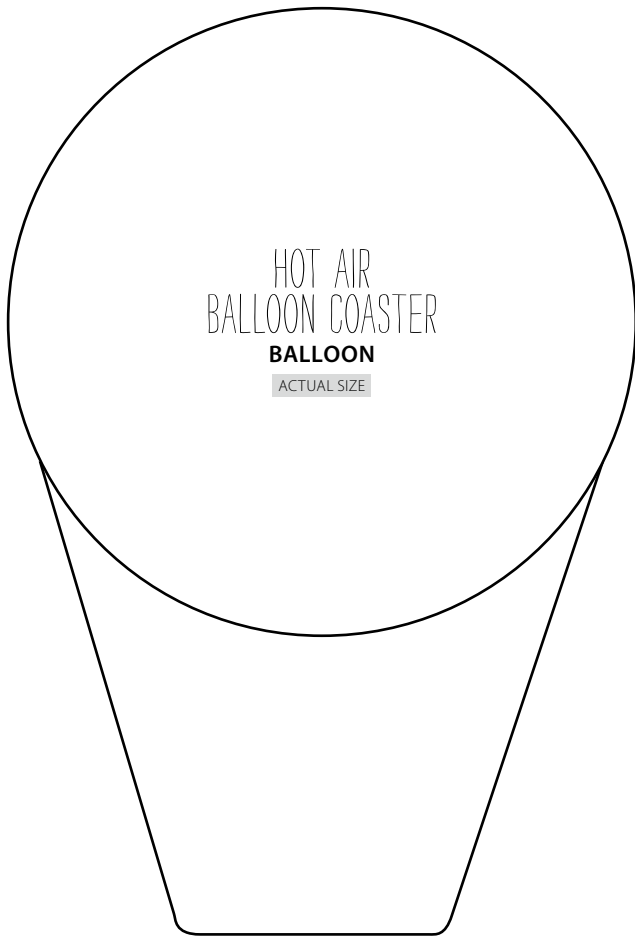



# TEMPLATES

Here's what you'll need to make  
your pattern pieces for the smaller  
projects in issue 2.



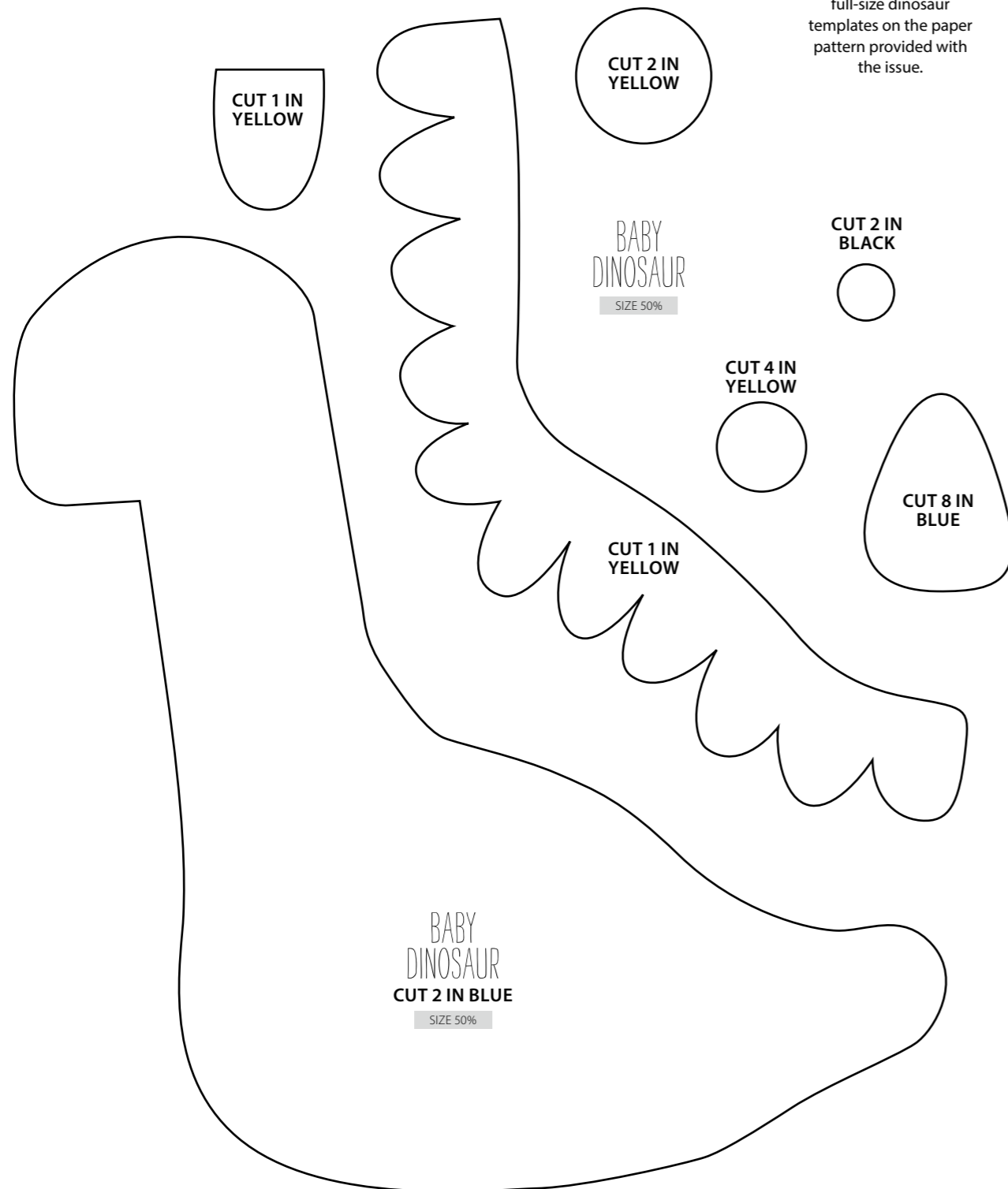
BRILLIANT  
BASKETS!  
PAGE 63



BALLOON TEMPLATE DESIGN: DIANA STANTON

Thank you for making these projects from *Simply Sewing*. The copyright for these templates belongs to the designer of the project. They work hard to create projects for you to enjoy, so please don't re-sell or distribute their work without permission. Please do not make any part of the templates or instructions available to others through your website or a third party website, or copy it multiple times without our permission. Copyright law protects creative work and unauthorised copying is illegal. We appreciate your help.

WALK THE  
DINOSAUR  
PAGE 53



**FULL-SIZE DINOSAUR**  
You'll find the full-size dinosaur templates on the paper pattern provided with the issue.

BACKSTITCH &  
BICYCLE CUSHION  
PAGES 45 & 47

**BICYCLE CUSHION**  
To make the cushion, enlarge the bicycle template on a photocopier to the size required for your cushion front.



BACKSTITCH  
HOOP TEMPLATE  
ACTUAL SIZE

TEMPLATE DESIGN: DIANA STANTON

TEMPLATE DESIGN: LOUISE DAY