

Simply Sewings

FRESH IDEAS WITH FABRIC

HOW TO PRINT THIS PATTERN
 Print out this 15-page PDF on to A4 paper. Trim away the shaded border from each page and position the pages as below to assemble the pattern...

 <p>11</p>	<p>BOOKWORM BEDROOM</p> <p>6</p> <p>STORAGE BOX HOLE</p> <p>PUMPKIN POUFFE SEGMENT (16x Fabric)</p>	<p>Simply Sewings FRESH IDEAS WITH FABRIC</p> <p>Use these templates to make the pouffe, storage box, bunting, bookends, cushion, bat toy, satin stitch pocket and keyboard rest.</p> <p>1</p> <p>BUNTING APPLE (14x Fabric)</p>
<p>12</p> <p>READING CUSHION APPLIQUE LETTERS</p>	<p>LEAF (2x Felt)</p> <p>STALK (1x Felt)</p> <p>APPLE BOOKEND SEGMENT (6x Fabric)</p> <p>7</p> <p>8</p> <p>ABCDEF GHIJKL M NOPQRSTU VWXYZ</p>	<p>2</p> <p>3</p> <p>SATIN STITCH</p>
<p>13</p>	<p>BAT TOY</p> <p>FACE (1x Fabric A)</p> <p>9</p> <p>WING (2x Fabric B 2x Fabric C)</p>	<p>4</p> <p>DENIM UPCYCLE</p> <p>GLASSES</p> <p>NOSE</p> <p>HEAD (2x Denim)</p>
<p>14</p>	<p>BACK HEAD (2x Fabric A)</p> <p>EAR (2x Fabric A 2x Fabric B)</p>	<p>5</p> <p>EAR (4x Denim)</p> <p>PAW (4x Felt)</p> <p>INNER EAR (2x Felt)</p>
<p>15</p>	<p>BACK BODY (2x Fabric A)</p> <p>TUMMY (2x Fabric A)</p> <p>10</p>	<p>10</p>

Thank you for using these patterns from Simply Sewings. The copyright for these templates belongs to the designer of the pattern. They may be used for personal or small-scale projects. They may not be used for commercial purposes without the permission of the designer. All rights reserved. © 2014 Simply Sewings. All rights reserved. No part of this publication may be reproduced, stored in a retrieval system, or transmitted, in any form or by any means, without the prior written permission of the publisher. Copyright © 2014 Simply Sewings. All rights reserved. No part of this publication may be reproduced, stored in a retrieval system, or transmitted, in any form or by any means, without the prior written permission of the publisher.

Simply. **SEWING**

FRESH IDEAS WITH FABRIC

Use these templates to make the pouffe, storage box, bunting, bookends, cushion, bat toy, satin stitch pocket and keyboard rest.



BUNTING APPLE
(14x Fabric)



APPLE

BOOKEND
SEGMENT
(6x Fabric)




STALK
(1x Felt)



U
V
W
X
Y
Z



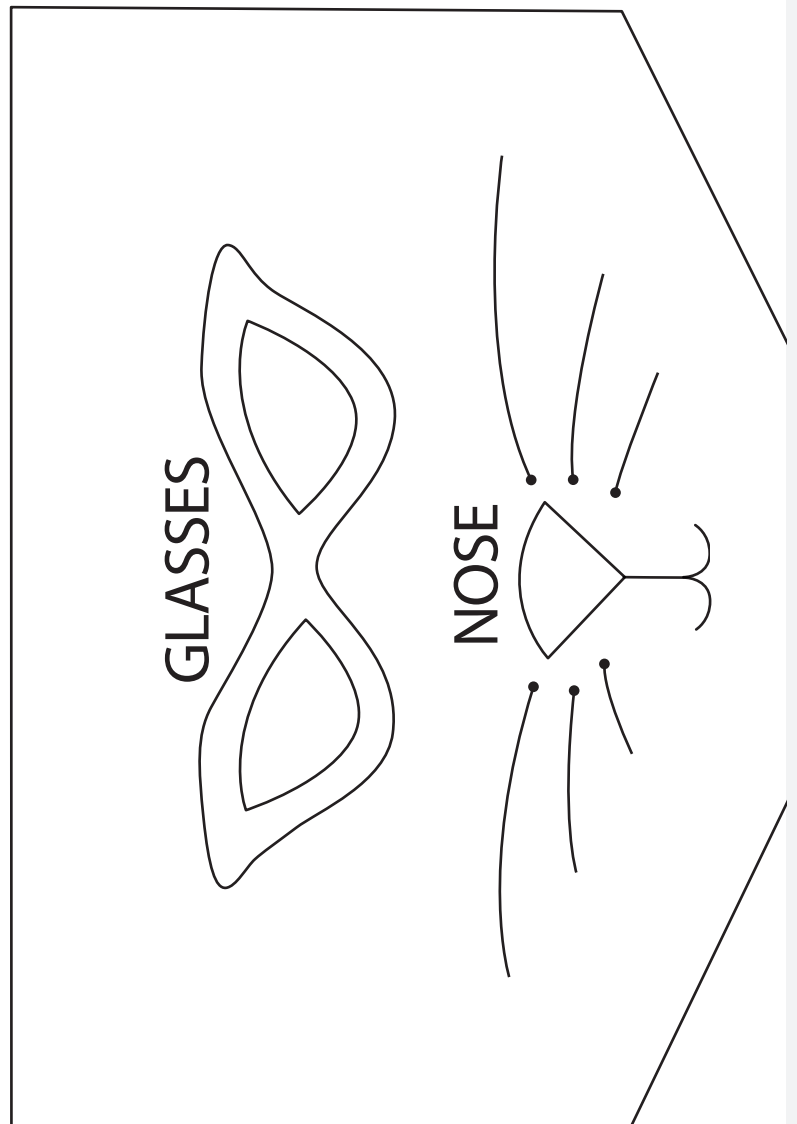
SATIN STITCH





DENIM UPCYCLE

HEAD
(2x Denim)





EAR
(4x Denim)

INNER EAR
(2x Felt)



PAW
(4x Felt)

Thank you for making these projects from *Simply Sewing*. The copyright for these templates belongs to the designer of the project. They work hard to create projects for you to enjoy, so please don't re-sell or distribute their work without permission. Please do not make any part of the templates or instructions available to others through your website or a third party website, or copy it multiple times without our permission. Copyright law protects creative work and unauthorised copying is illegal. We really appreciate your help. Find more templates and ideas at www.simplysewingmag.com

BOOKWORM
BEDROOM

STORAGE
BOX HOLE

PUMPKIN POUFFE
SEGMENT


LEAF
(16x Fabric)

LEAF
(2x Felt)

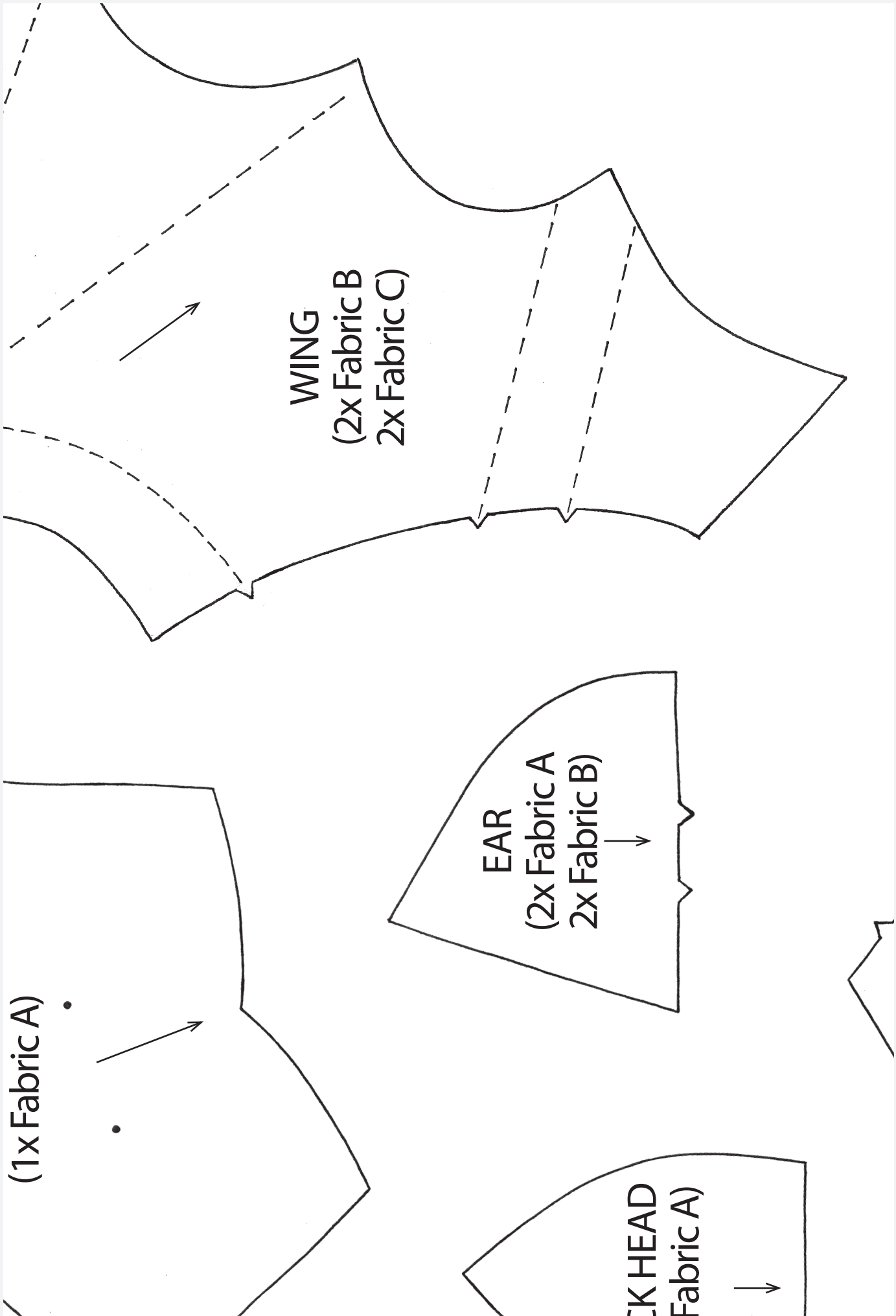


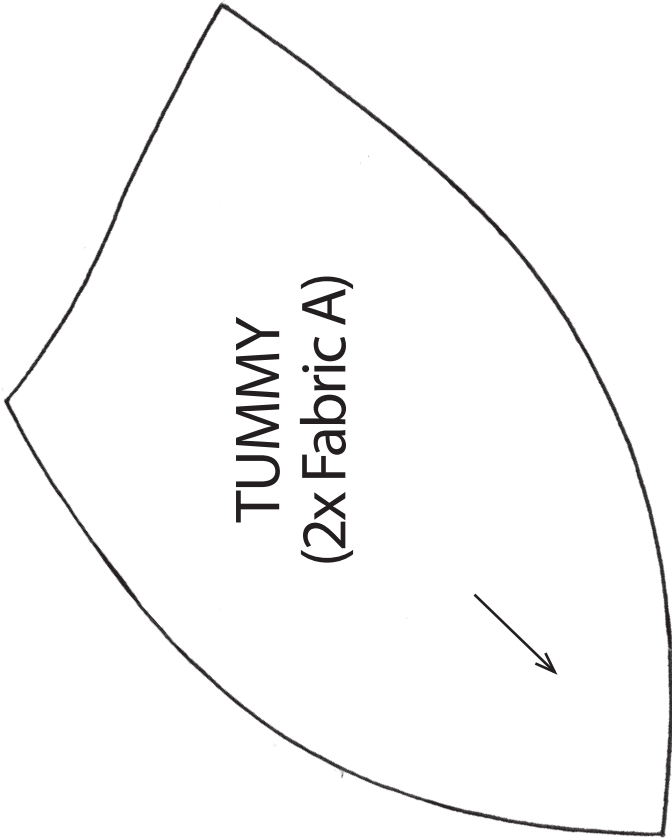
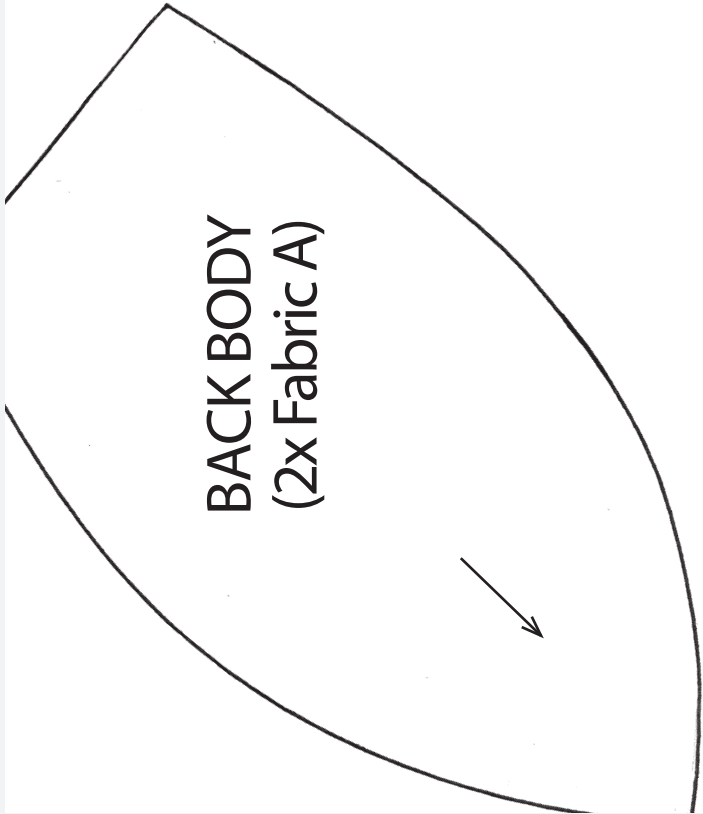
LOPORST

BAT TOY



Stitch line








READING
CUSHION
APPLIQUÉ
LETTERS





BACK H
(2x Fabr

