

Simply Sewing

FRESH IDEAS WITH FABRIC

HOW TO PRINT THIS PATTERN

Print out this 30-page PDF on to A4 paper. Trim away the shaded border from each page and position the pages as below to assemble the pattern...

Simply Sewing
FRESH IDEAS WITH FABRIC

FESTIVE MAKES, DOG COLLAR, DOG BOW TIE, DRUM PUFFES AND DENIM STOCKING

Use these patterns and templates to sew all the festive makes, a bow tie or collar for your dog, two drum puffs and the upcycled denim stocking.

11 **TRIANGLE DRUM PUFFE TOP AND BOTTOM**

12 **RECTANGLE DRUM PUFFE TOP AND BOTTOM**

13 **FESTIVE MAKES STAR DECORATION**

14 **FESTIVE MAKES TREE DECORATION**

15 **FESTIVE MAKES PRESENT SACK START TEMPLATE**

16 **TRIANGLE DRUM PUFFE SIDE**

17 **RECTANGLE DRUM PUFFE SIDE**

18 **FESTIVE MAKES LARGE STAR CUSHION**

19 **FESTIVE MAKES SMALL STAR CUSHION**

20 **FESTIVE MAKES HEART DECORATION**

21 **DENIM STOCKING CUT 2**

22 **TRIANGLE DRUM PUFFE SIDE**

23 **RECTANGLE DRUM PUFFE SIDE**

24 **FESTIVE MAKES STAR DECORATION**

25 **FESTIVE MAKES TREE DECORATION**

26 **FESTIVE MAKES PRESENT SACK START TEMPLATE**

Simply Sewing
FRESH IDEAS WITH FABRIC

FESTIVE MAKES ADVENT CALENDAR

27 **FESTIVE MAKES STOCKING CUT 2**

28 **DENIM STOCKING CUT 2**

29 **DENIM STOCKING CUT 1**

30 **DENIM STOCKING CUT 1**

31 **DENIM STOCKING CUT 2**

32 **DENIM STOCKING CUT 2**

33 **DENIM STOCKING CUT 2**

34 **DENIM STOCKING CUT 2**

35 **DENIM STOCKING CUT 2**

36 **DENIM STOCKING CUT 2**

37 **DENIM STOCKING CUT 2**

38 **DENIM STOCKING CUT 2**

39 **DENIM STOCKING CUT 2**

40 **DENIM STOCKING CUT 2**

41 **DENIM STOCKING CUT 2**

42 **DENIM STOCKING CUT 2**

43 **DENIM STOCKING CUT 2**

44 **DENIM STOCKING CUT 2**

45 **DENIM STOCKING CUT 2**

46 **DENIM STOCKING CUT 2**

47 **DENIM STOCKING CUT 2**

48 **DENIM STOCKING CUT 2**

49 **DENIM STOCKING CUT 2**

50 **DENIM STOCKING CUT 2**

51 **DENIM STOCKING CUT 2**

52 **DENIM STOCKING CUT 2**

53 **DENIM STOCKING CUT 2**

54 **DENIM STOCKING CUT 2**

55 **DENIM STOCKING CUT 2**

56 **DENIM STOCKING CUT 2**

57 **DENIM STOCKING CUT 2**

58 **DENIM STOCKING CUT 2**

59 **DENIM STOCKING CUT 2**

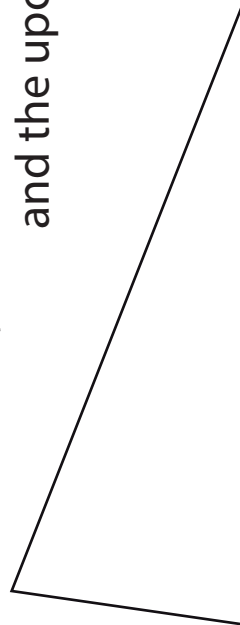
60 **DENIM STOCKING CUT 2**

Simply. **SEWING**

FRESH IDEAS WITH FABRIC


WE MAKE, DOG COLLAR, DOG BOW TIE, DRUM PUFFES AND DENIM STOCKING

Use these patterns and templates to sew all the festive makes, a bow tie or collar for your dog, two drum pouffes and the upcycled denim stocking.




TRIANGLE DRUM
POUFFE
SIDE

RECTANGLE DRUM
POUFFE
SIDE



S
IIION

DENIM STOCKING
CUT 2



TRIANGLE DRUM
POUFFE

TOP AND BOTTOM

FESTI
D

RECTANGLE DRUM
POUFFE

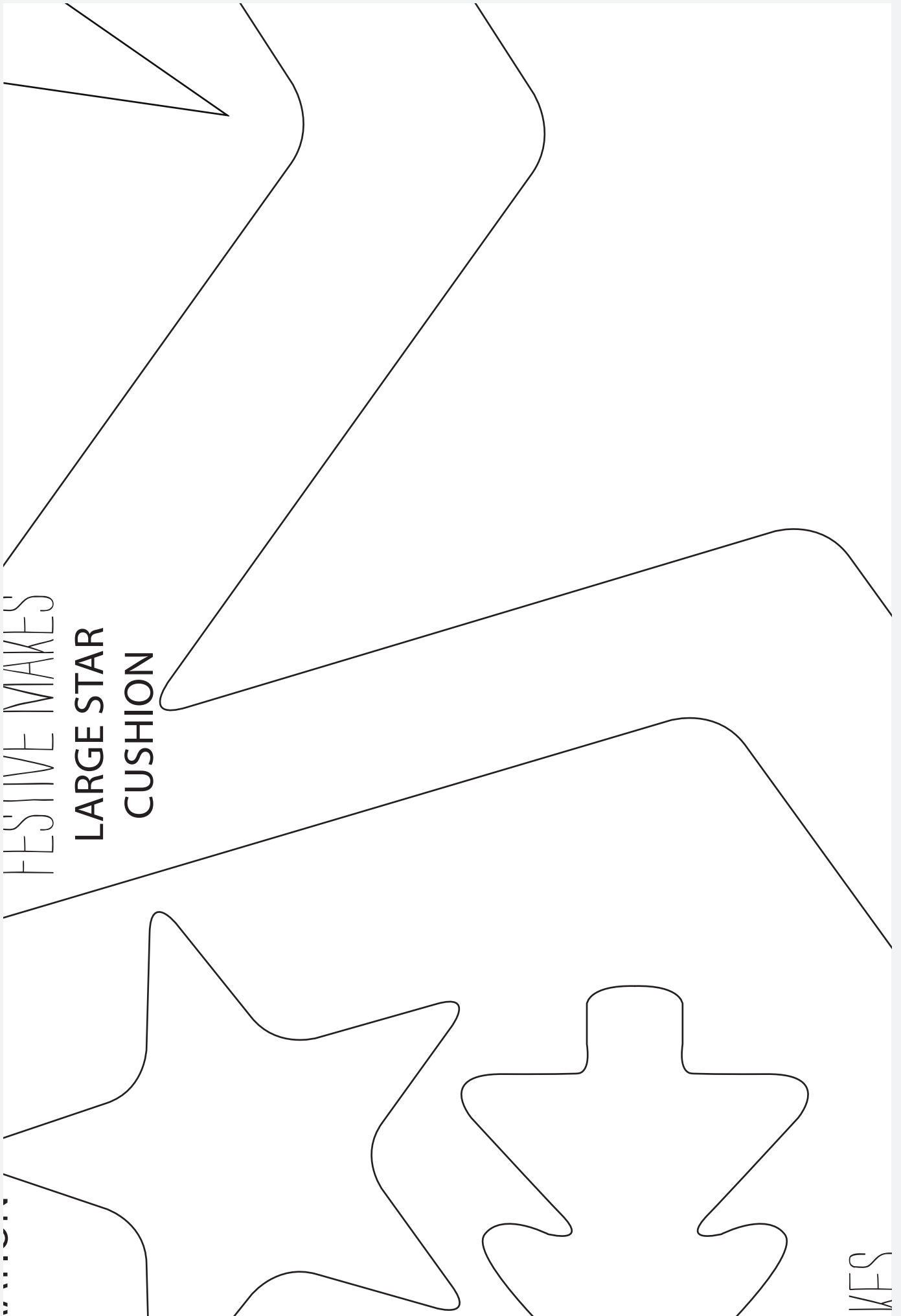
TOP AND BOTTOM



IKES
RATION

RECTANGLE DRUM

FESTIVE MAKES
LARGE STAR
CUSHION



WFS

VALU
RATION

FESTIVE MAKE!
SMALL STAR CUSH

FESTIVE MAKE!

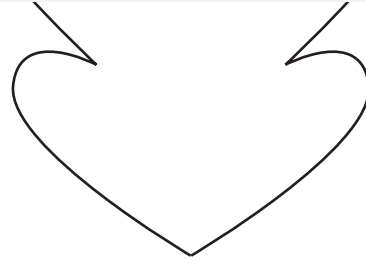
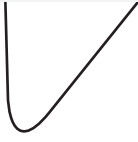
PRESENT SACK
STAR TEMPLATE

Products from *Simply Sewing*. The copyright for these templates belongs to the designer of the project. They are for your personal use only. You are free to use them for your own projects, but you may not sell or distribute them without permission. Please do not make any modifications to the templates or use them on a third party website, or copy them multiple times without our permission. We really appreciate your help.
www.simplysewingmag.com



FESTIVE MA
STAR DFCOF

1
2
3
4
5
6
7
8
9
10
11
12
13
14
15
16
17
18
19
20
21
22
23
24
25
26
27
28
29
30



FESTIVE MA

ILLUSTRATIVE
TREE DECOR

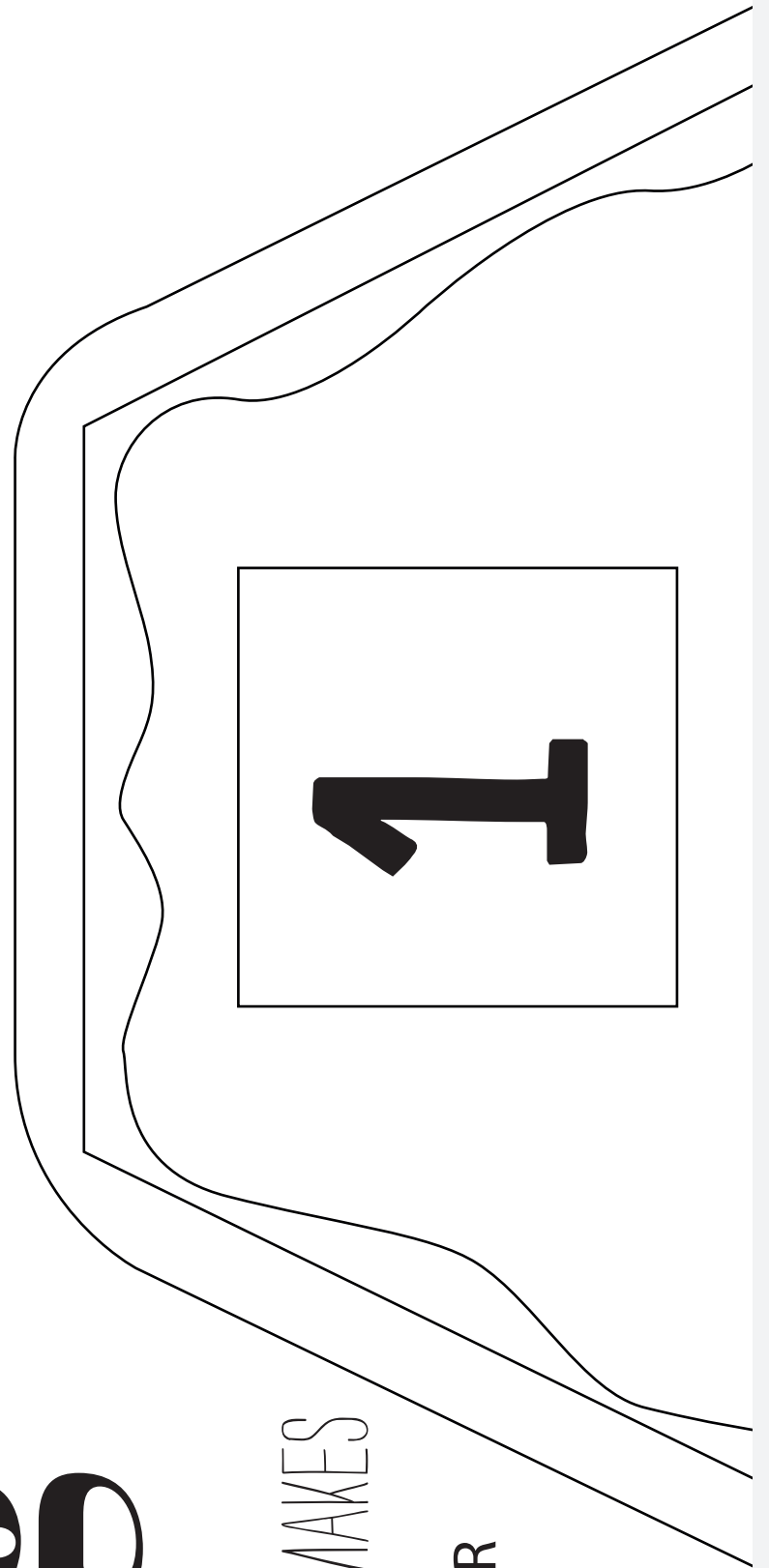



Thank you for making these projects for your work hard to create projects for your part of the templates or instructional permission. Copyright law protects Find more templates and ideas at

o

MAKES

AR





3

22

20

18

7

10

11

9

4

21

14

22

12

3

0

17

12

10

2


8

17

19

15

16



24



5

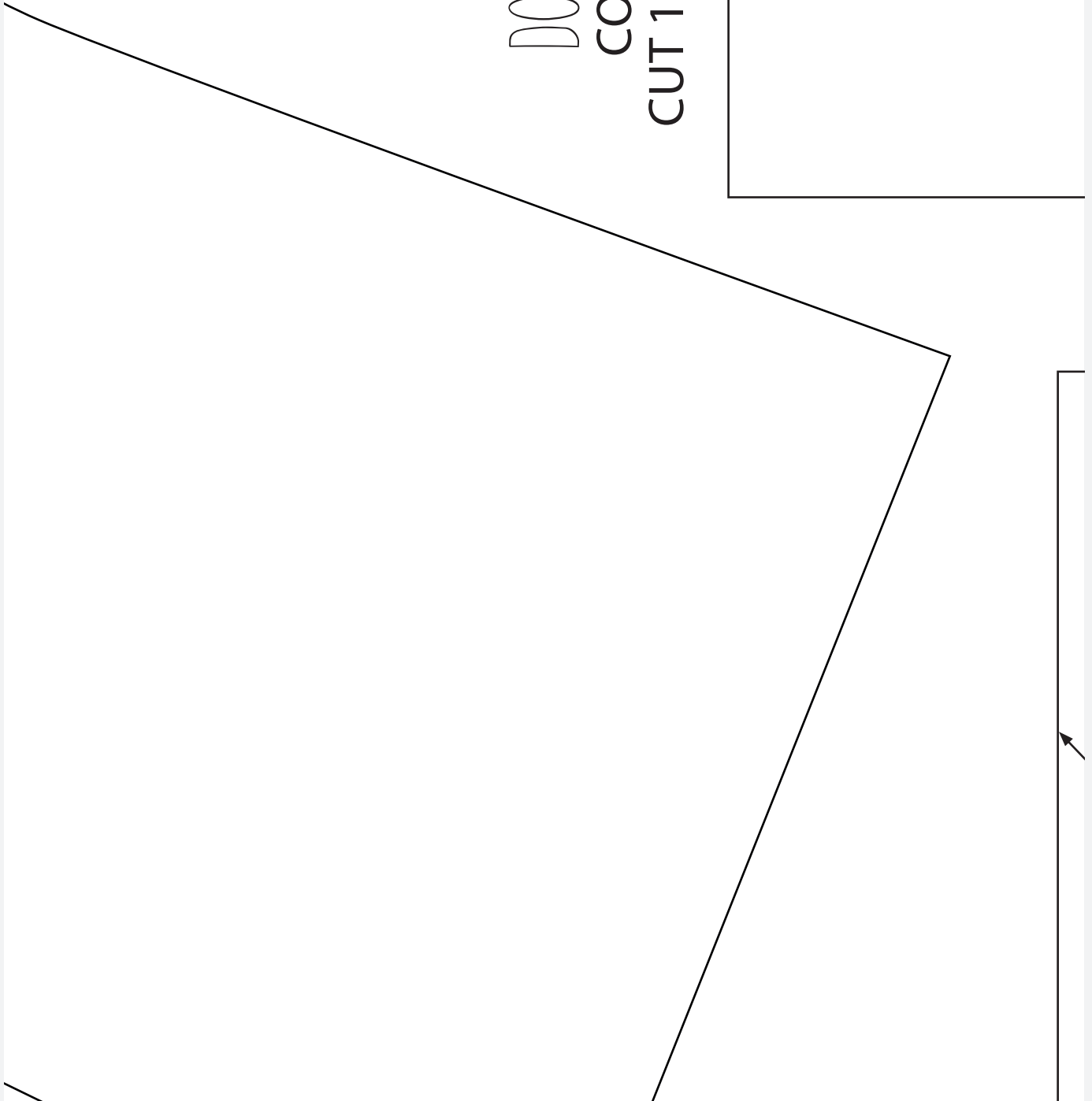
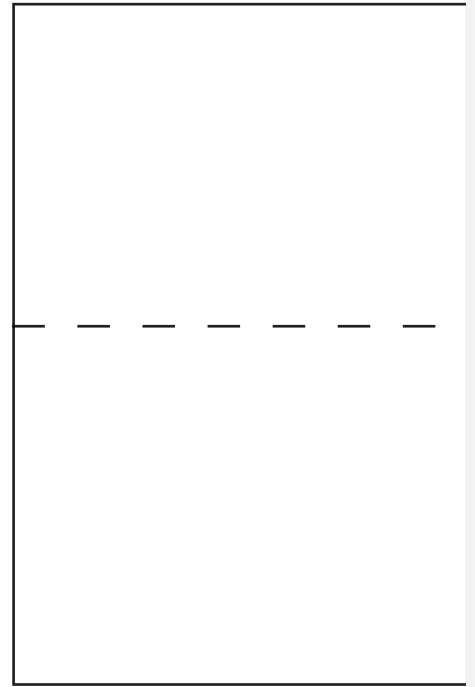
Simply
SEWING
FRESH IDEAS WITH FABRIC

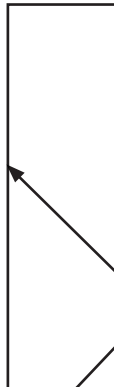
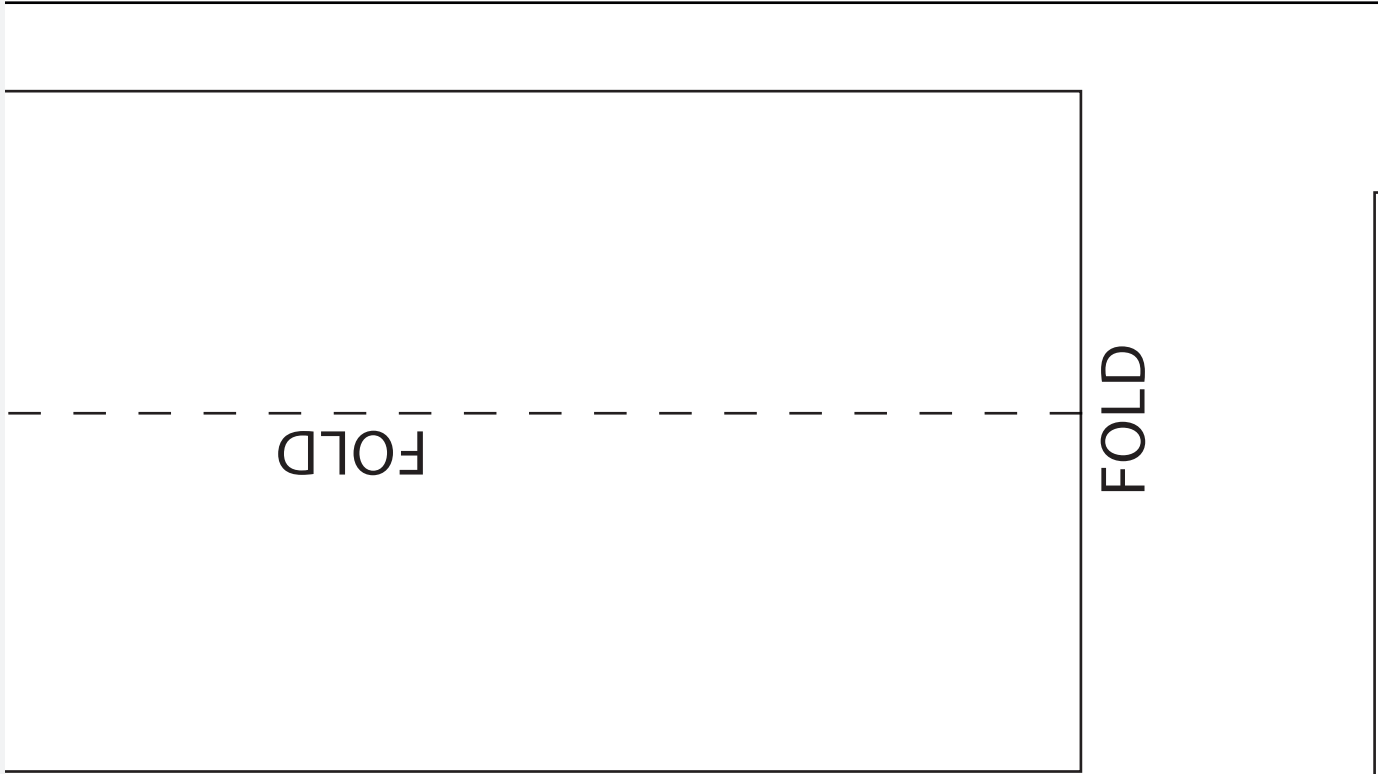
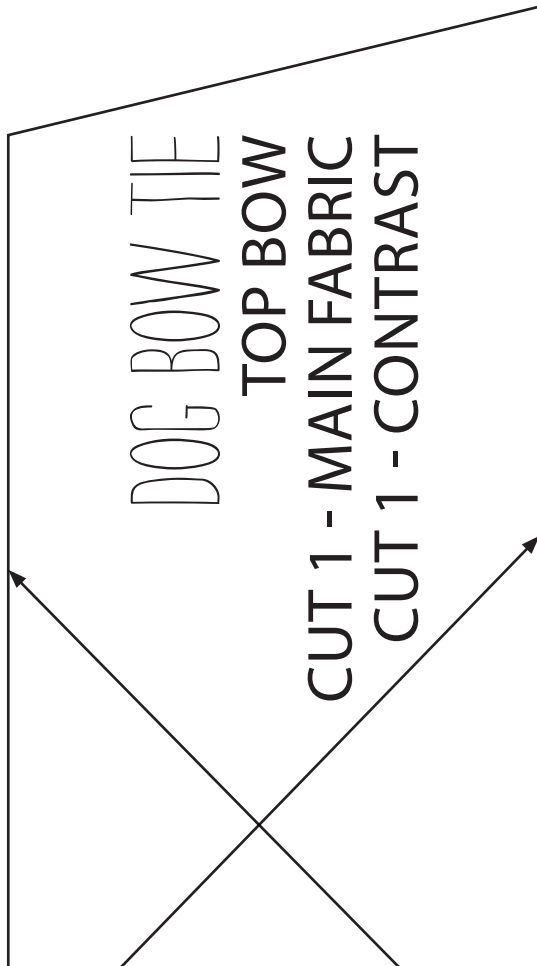
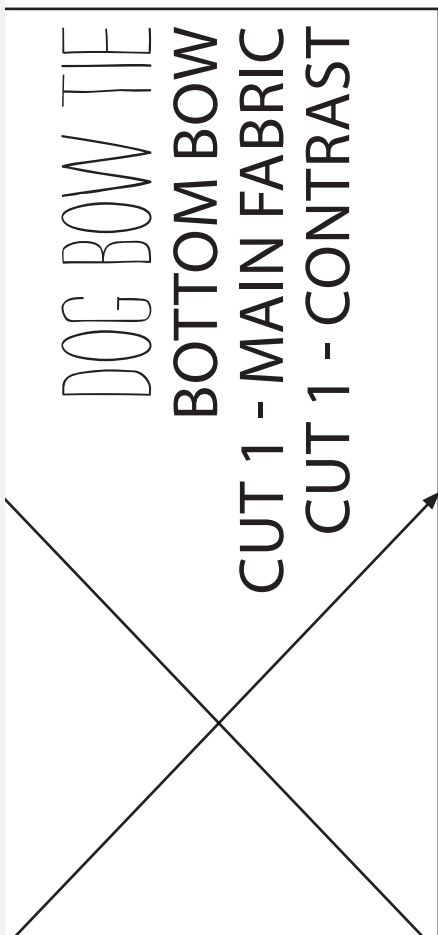
FESTIVE
ADVENT
CALENDAR

FESTIVE MAKES
STOCKING
CUT 2

TEST SQUARE
10cm x 10cm

DOG BOW TIE
COLLAR PIECE
CUT 1 - MAIN FABRIC




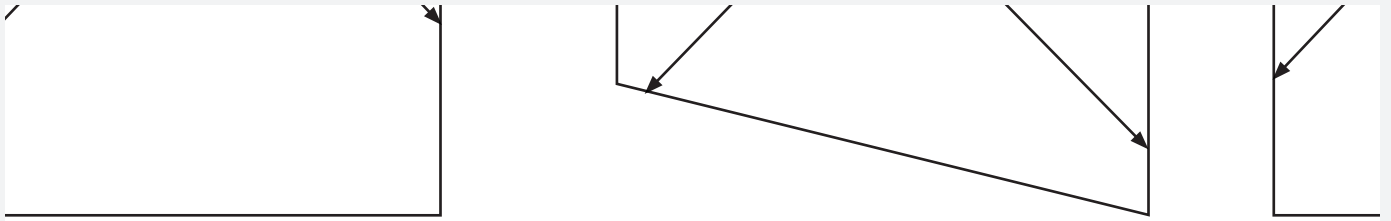


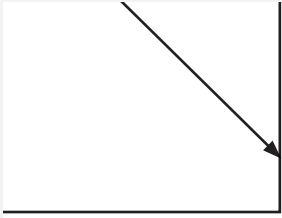


icts from *Simply Sewing*. The copyright for these templates belongs to the designer of the project. They
 ou to enjoy, so please don't re-sell or distribute their work without permission. Please do not make any
 ons available to others through your website or a third party website, or copy it multiple times without our
 ts creative work and unauthorised copying is illegal. We really appreciate your help.
 : www.simplysewingmag.com









DOG BOW BOW KN CUT 1 - C FABRIC

Thank you for making these projects for your work hard to create projects for your part of the templates or instructional permission. Copyright law protects Find more templates and ideas at